



Title: Enroll in courses at AWEsome-U

Purpose: To create an online community to collaborate on improvement of patient risk from lab error

Related Policies and Procedures:

1. AU-101 Create a user account at AWEsome-U
 2. AWEsome-U 103 Contributing to AWEsome-U Discussion Forums
-

Procedure:

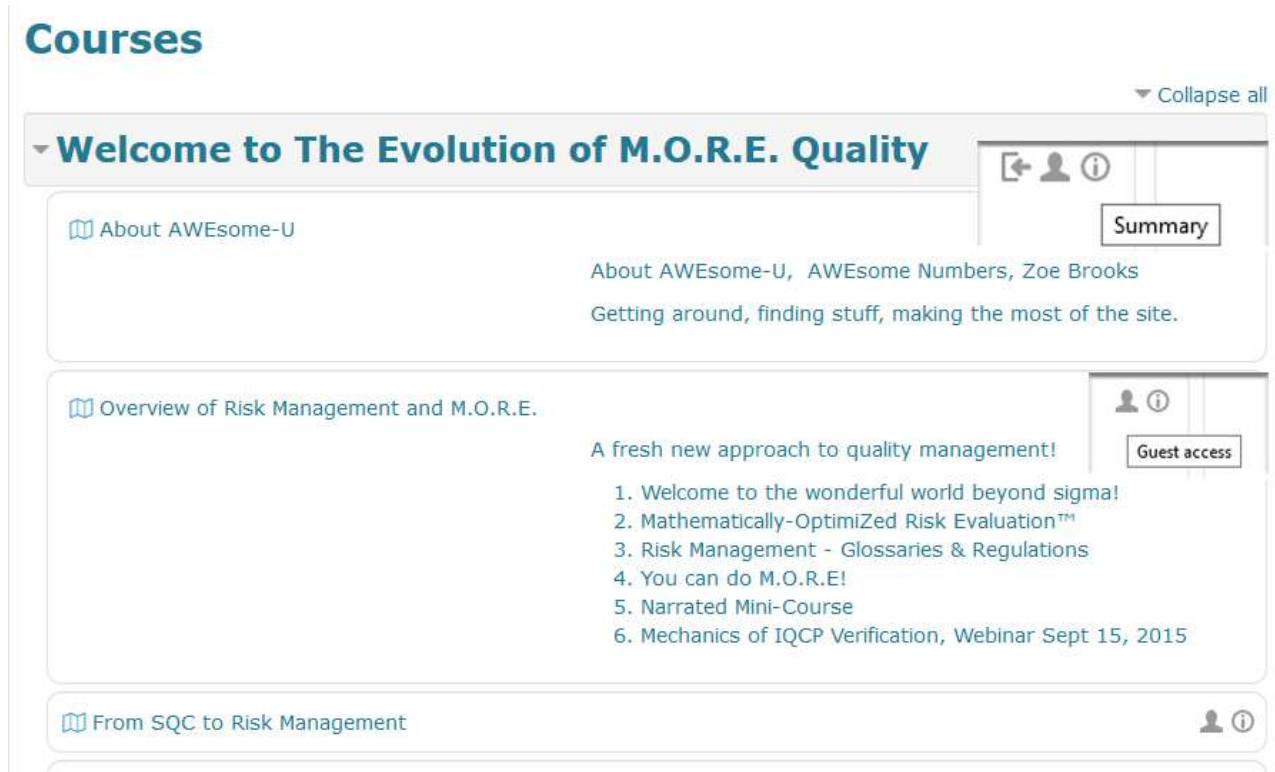
After confirming your account, you can browse or enroll in courses2

Some courses require an enrollment key2

Some courses require the administrator to manually enroll you3

AFTER CONFIRMING YOUR ACCOUNT, YOU CAN BROWSE OR ENROLL IN COURSES

If you are not already logged into the site you will be redirected to the log in page where you must enter your user name and password in the boxes provided. The username and password will be those you specified when you created your new account to access the site.



Courses ▼ Collapse all

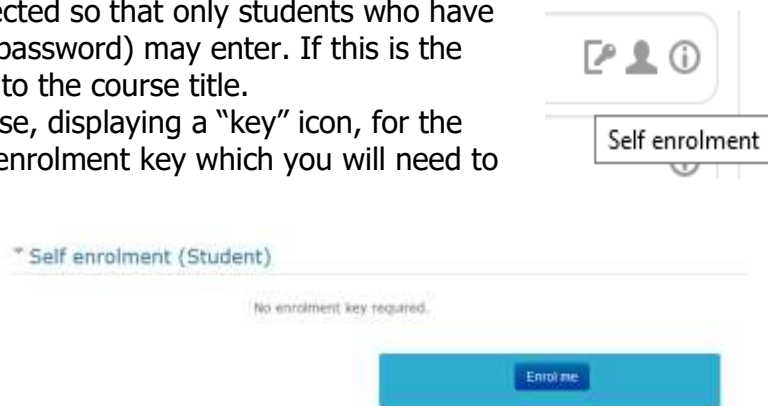
- Welcome to The Evolution of M.O.R.E. Quality** [User Icon] [Info Icon]
Summary
 About AWEsome-U, AWEsome Numbers, Zoe Brooks
 Getting around, finding stuff, making the most of the site.
- Overview of Risk Management and M.O.R.E.** [User Icon] [Info Icon]
Guest access
 A fresh new approach to quality management!
 1. Welcome to the wonderful world beyond sigma!
 2. Mathematically-OptimiZed Risk Evaluation™
 3. Risk Management - Glossaries & Regulations
 4. You can do M.O.R.E!
 5. Narrated Mini-Course
 6. Mechanics of IQCP Verification, Webinar Sept 15, 2015
- From SQC to Risk Management** [User Icon] [Info Icon]

SOME COURSES REQUIRE AN ENROLLMENT KEY

In some cases the course may be protected so that only students who have been provided with an enrolment key (password) may enter. If this is the case you will see a "key" icon adjacent to the course title.

When you attempt to enrol on the course, displaying a "key" icon, for the first time you will be prompted for the enrolment key which you will need to enter before you can proceed.

The enrolment key will be provided to you separately, please do not share it with others unless you are requested to do so by your teacher or the site administrator.



Self enrolment (Student) [Key Icon] [User Icon] [Info Icon]
Self enrolment

No enrolment key required.

Enrol me

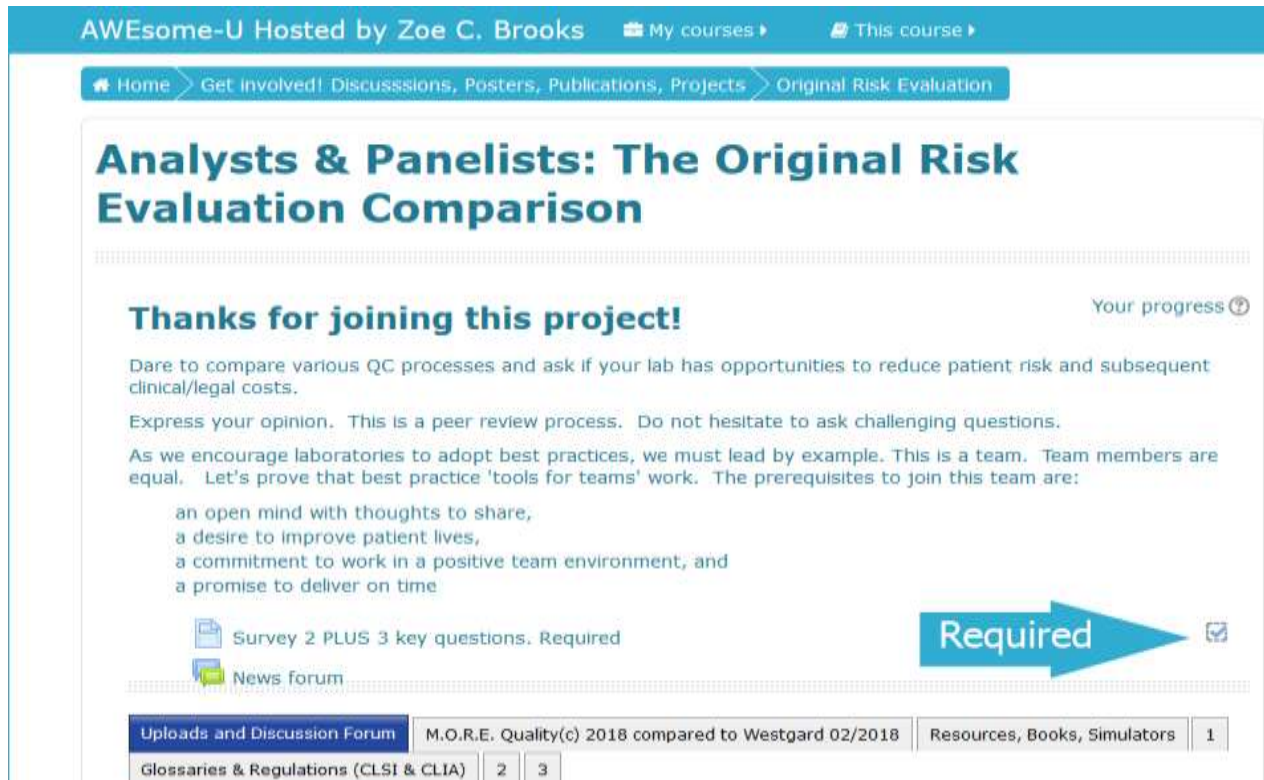
SOME COURSES REQUIRE THE ADMINISTRATOR TO MANAULLY ENROLL YOU

If you see this message, contact your course teacher or clientcare@awesome-numbers.com.

You can not enrol yourself in this course.

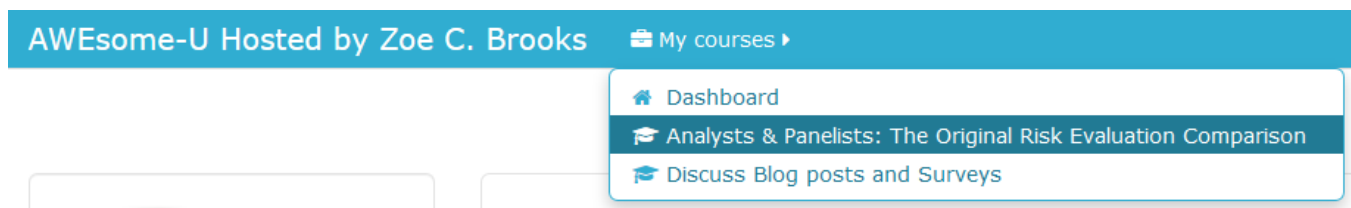
[Continue](#)

Once logged into a course, you will see a description and news forum at the top, with tabs of various topics underneath.



The screenshot shows a course page with a blue header. The header contains the text 'AWEsome-U Hosted by Zoe C. Brooks' and navigation links for 'My courses' and 'This course'. Below the header is a breadcrumb trail: 'Home > Get involved! Discussions, Posters, Publications, Projects > Original Risk Evaluation'. The main content area has a title 'Analysts & Panelists: The Original Risk Evaluation Comparison' and a sub-header 'Thanks for joining this project!'. The text below the sub-header reads: 'Dare to compare various QC processes and ask if your lab has opportunities to reduce patient risk and subsequent clinical/legal costs. Express your opinion. This is a peer review process. Do not hesitate to ask challenging questions. As we encourage laboratories to adopt best practices, we must lead by example. This is a team. Team members are equal. Let's prove that best practice 'tools for teams' work. The prerequisites to join this team are: an open mind with thoughts to share, a desire to improve patient lives, a commitment to work in a positive team environment, and a promise to deliver on time'. There are two items listed: 'Survey 2 PLUS 3 key questions. Required' and 'News forum'. A large blue arrow with the word 'Required' points to the right. At the bottom, there are tabs for 'Uploads and Discussion Forum' (with sub-items 'M.O.R.E. Quality(c) 2018 compared to Westgard 02/2018' and 'Resources, Books, Simulators'), and 'Glossaries & Regulations (CLSI & CLIA)' (with sub-items '2' and '3').

SEE ALL YOUR COURSES IN "MY COURSES" ON THE TOP MENU.



The screenshot shows the 'My courses' dropdown menu. The header of the menu is 'AWEsome-U Hosted by Zoe C. Brooks' and 'My courses'. The dropdown list contains three items: 'Dashboard', 'Analysts & Panelists: The Original Risk Evaluation Comparison', and 'Discuss Blog posts and Surveys'.